

Row Level Security in Power BI

Unleash the patterns





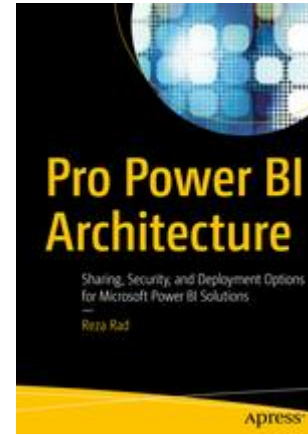
Reza Rad,
Consultant (RADACAD)
Microsoft Regional Director, MVP



Reza Rad



Consultant, Mentor, Trainer, Speaker
Blogger, (and YouTube content creator)
Microsoft Regional Director
Microsoft Data Platform MVP
Author of BI books
Author of **Power BI from Rookie to Rock Star**
Author of **Pro Power BI Architecture**
Author of **Row-level security in Power BI**



@rad_reza

/in/rezarad

/radacad

<https://radacad.com>

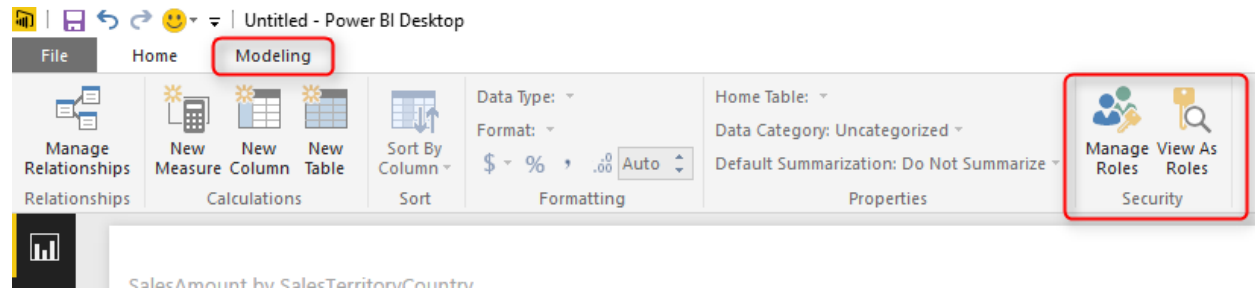
Row Level Security

What is it?

What is Row Level Security?

It is **NOT** about sharing the content

It is about giving **different levels of access** to audience of the **same content**.



Row Level Security

Logic of Roles defined IN the Power BI model.

Dynamic Row Level Security

Using `UserName()` or
`UserPrincipalName()` DAX
Function

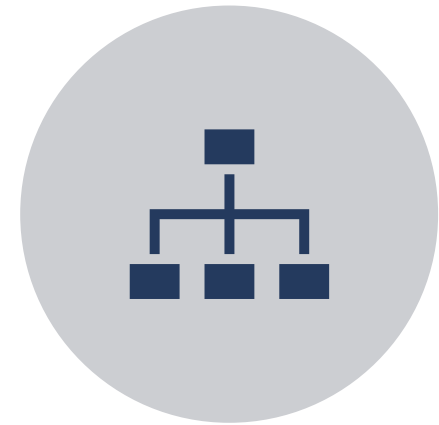
Three Dynamic RLS Patterns



MANAGER LEVEL
ACCESS



USERS AND PROFILES



ORGANIZATIONAL
HIERARCHY

Manager Level Access

Name	Sales Amount	Year	Quarter	Month	Day
Leila Etaati	300	2017	Qtr 1	February	1
Reza Rad	100	2017	Qtr 1	January	1
Reza Rad	50	2017	Qtr 1	March	1
Total	450				



Manager View

Manager will see all records from all users

student2@radacad.com

Measure

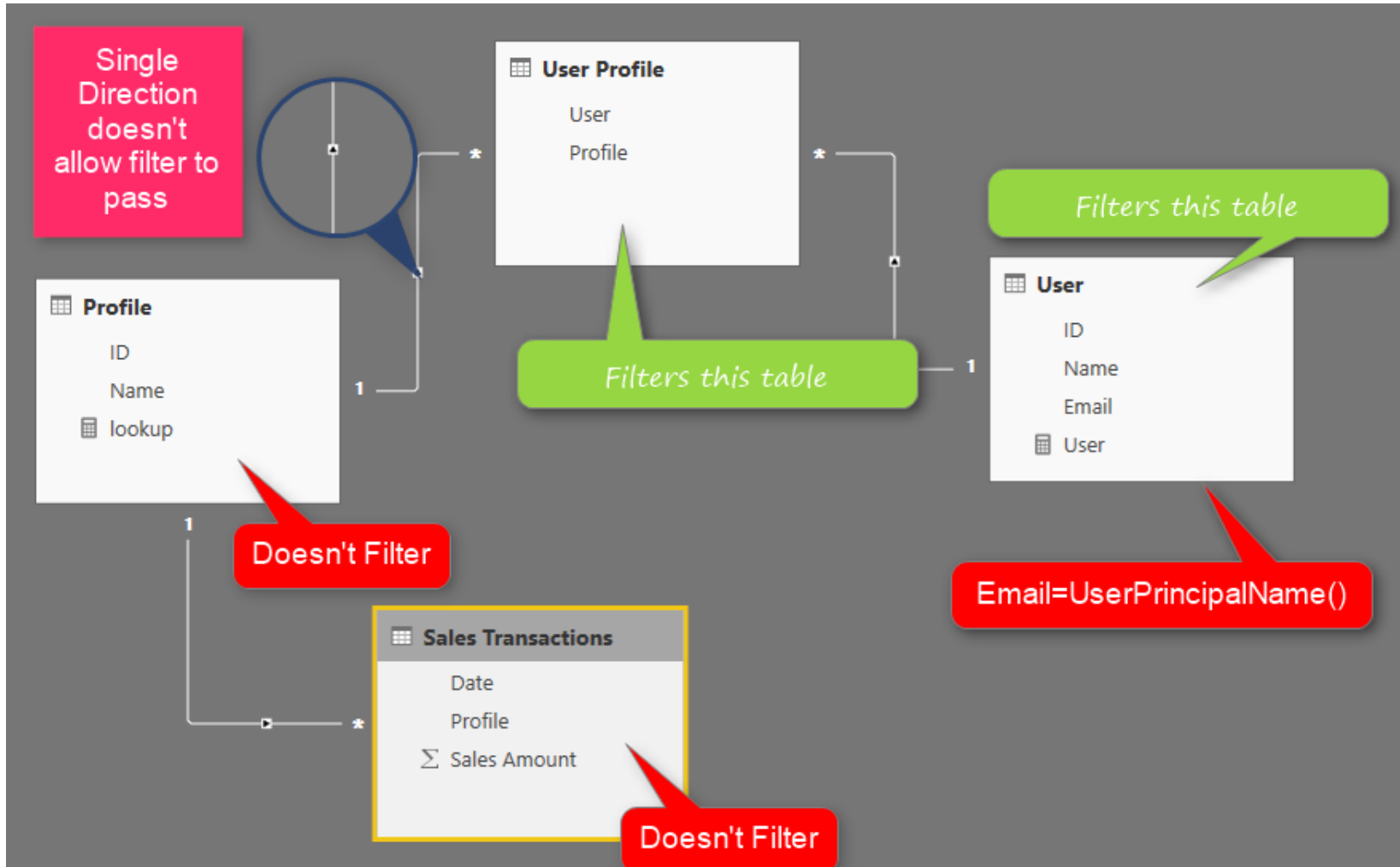
@rad_reza

/in/rezarad

/radacad

https://radacad.com

Users and Profiles



Organizational Hierarchy



RADACAD

Name	Year	Quarter	Month	Day	Sales Amount
Amy	2017	Qtr 1	January	1	100
Bill	2017	Qtr 1	February	1	300
David	2017	Qtr 2	April	3	340
Justin	2017	Qtr 1	March	1	50
Leila Etaati	2017	Qtr 2	April	4	35
Lindsay	2017	Qtr 2	April	1	150
Mark	2017	Qtr 2	April	2	30
Mark	2017	Qtr 2	April	10	40

Every Employee should see his/her own records + records of people under him/her

Organization Chart



Organizational Hierarchy and M2M

Imagine the DAX code 😊 😄

In the realm of Row Level Security, your ability to write DAX is the cap of what you can do.

Think of impossible!

If DAX is your friend, Sky is the limit.

Learn & Study More

Free articles about all these techniques:

<https://radacad.com>

Check out my Power BI video courses (**There is an RLS video course releasing tomorrow!**) in RADACAD Academy:

<https://learn.radacad.com>

\$30 Discount for the first month of RADACAD Academy Membership:

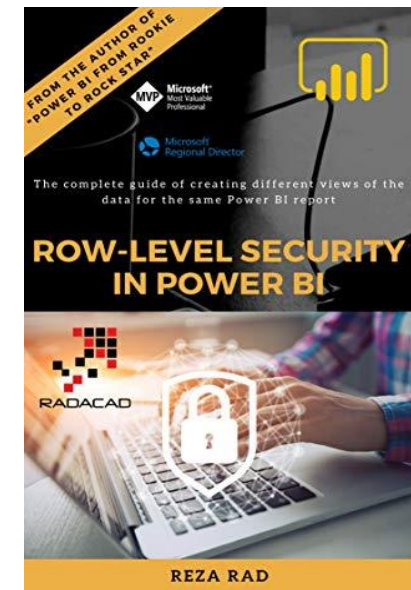
(limited to 5 people, be fast 😊)

PhoenixPUG

<https://learn.radacad.com/product/academy-membership/>




RADACAD



 @rad_reza

 /in/rezarad

 /radacad

 <https://radacad.com>

Study more

- Power BI from Rookie to Rock Star book: FREE
- <http://radacad.com/online-book-power-bi-from-rookie-to-rockstar>
- **Book:** Row-Level Security in Power BI: The complete guide of creating different views of the data for the same Power BI report
- <https://www.amazon.com/Row-Level-Security-Power-BI-different-ebook/dp/B082SFR2J4>
- Static Row Level Security [read this blog post](#).
- Dynamic Row Level Security [read this blog post](#).
- Manager Level Access in Dynamic RLS [This post](#)
- Dynamic Row Level Security with Users and Profiles [This post](#)
- Dynamic Row Level Security with Organizational Hierarchy [This post](#)
- Dynamic Row Level Security with Organizational Hierarchy and M2M relationship [this post](#)
- Calculating totals in RLS [this post](#)
- Data Masking, hiding but not filtering [this post](#)

